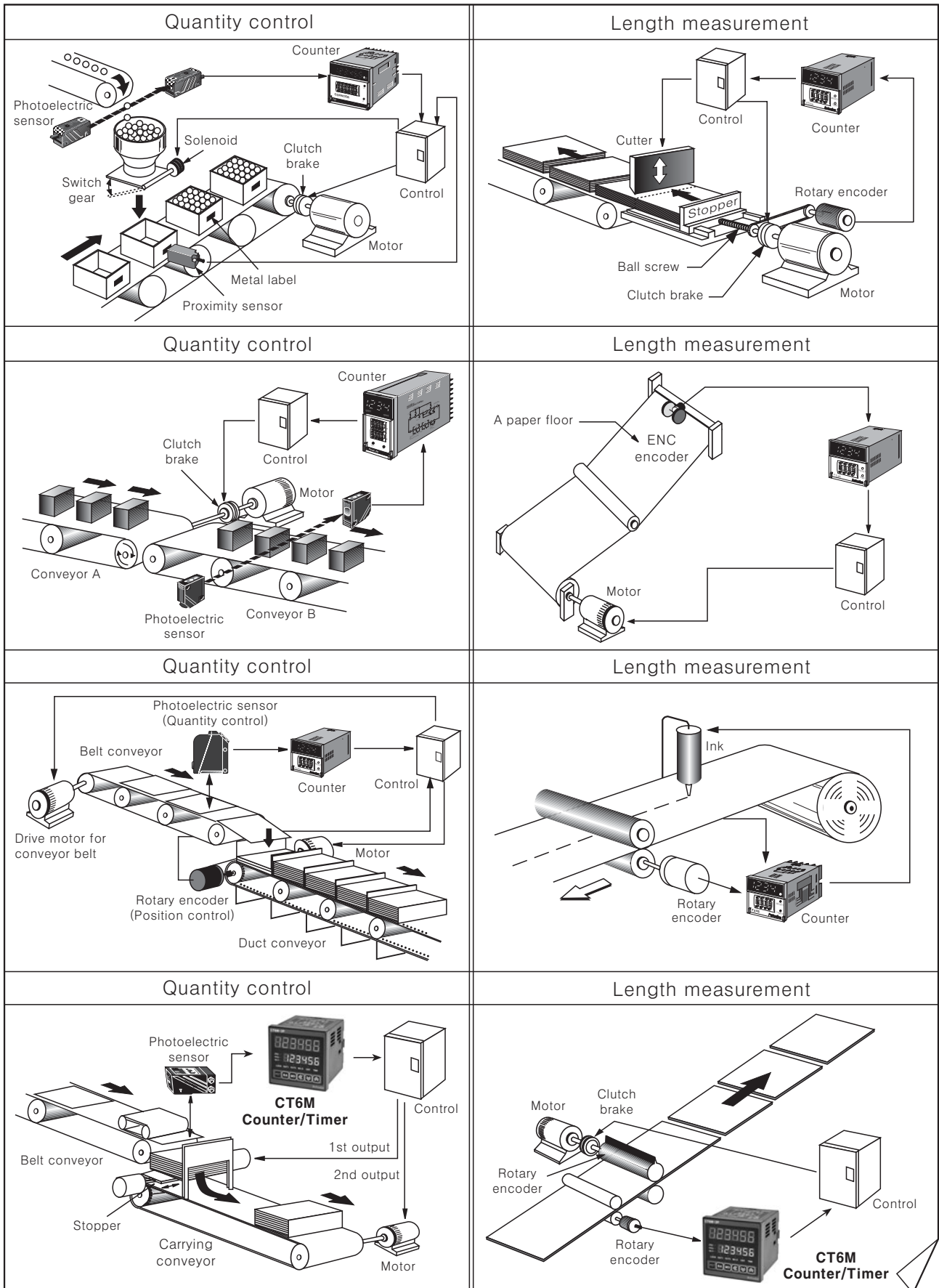


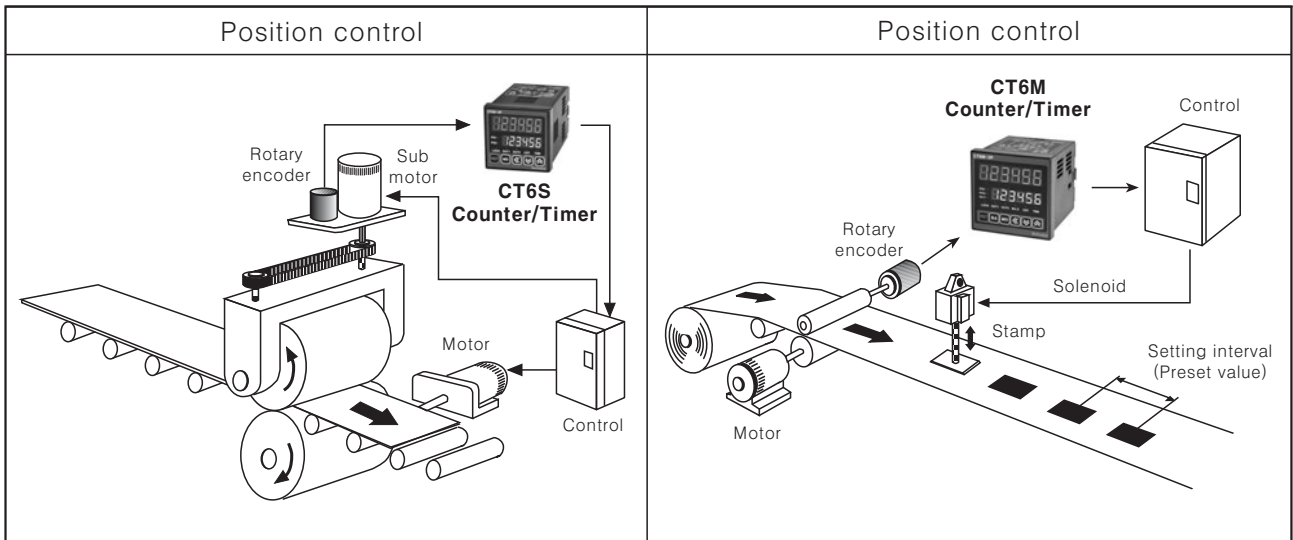
■ Applications



- (A) Photo electric sensor
- (B) Fiber optic sensor
- (C) Door/Area sensor
- (D) Proximity sensor
- (E) Pressure sensor
- (F) Rotary encoder
- (G) Connector/Socket
- (H) Temp. controller
- (I) SSR/Power controller
- (J) Counter**
- (K) Timer
- (L) Panel meter
- (M) Tacho/Speed/Pulse meter
- (N) Display unit
- (O) Sensor controller
- (P) Switching power supply
- (Q) Stepping motor & Driver & Controller
- (R) Graphic/Logic panel
- (S) Field network device
- (T) Production stoppage models & replacement

Applications

Applications



Length measurement

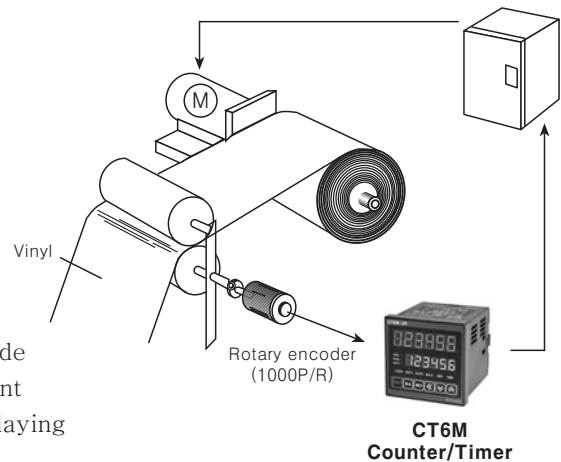
If you want to cut the vinyl in 300mm lengths using 1000P/R Encoder for roller (200mm diameter)

● Prescale value = $\frac{\pi \times \text{Diameter of roller (D)}}{\text{The number of generating pulse per 1 revolution of Encoder}}$

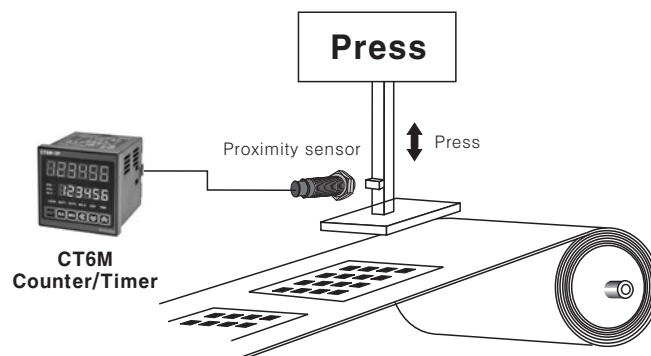
$$= \frac{3.1416 \times 200}{1000}$$

$$= 0.628\text{mm / Pulse}$$

- Set prescale value as 0.628 in function setting mode
- Select the second decimal point in function setting mode
- Setting preset value as 300.00(mm), this unit will count 0.628 per one input signal and output is operated displaying 300.18mm when 478 signals are inputted.



Quantity control



Using prescale value on counter to multiply.

In application of making 16pcs of the products each time the press machine operates, the prescale value should be set to 0016 on the counter, and then it will indicate 16, 32, 48,... each time the press machine operates 1, 2, 3 times,...